



Handy new tool

*If you can
get a wire
around it,
you can clamp it*

by Michael Facius

With strong wire and the Clamptite tool, there's no end to the handy projects you can accomplish at home and on the boat.




LAST JANUARY, AT THE STRICTLY SAIL SHOW IN CHICAGO, ROBERT Wozencraft introduced me to a tool that uses wire to clamp almost anything you can imagine. Called Clamptite, the original tool was invented by Ray Silvey but has since been refined for the marine market.

Robert got input from rigger Brion Toss and made some improvements to make it easier to use and more durable for life aboard. You can use just about any kind of wire, but because you can apply so much force with the tool, a strong wire like 18-gauge stainless is the best.

You can clamp or attach anything you can get wire around. Robert showed me how to use the Clamptite tool to replace my hose clamps. He has tested its holding power to over 400 psi. He has tested it on hydraulic hose that failed at over 6,000 psi while the wire clamp held tight. In an emergency situation, where an old-style clamp might fail, this tool, which costs between \$50 and \$70 depending upon the tool selected, could be a real problem-solver.

During the past sailing season, I used the tool to clamp a number of things on and around the boat. I replaced the nozzle on my dock water hose. I moused the poly line on my anchor-buoy lines. I attached ¼-inch bungee cords to eyehooks in my cockpit locker lid.

And I'm still coming up with other places to use this tool. In fact, it has started traveling with me when I return home from the boat because it is very handy for home projects also. In short, it's a very specialized tool that you can use for lots of projects. 

Resources

Clamptite

You can reach Robert Wozencraft at 888-860-8060, email him at clamptitetools@yahoo.com, or catch him at a boat show this fall or winter.